

# Mouse Nectin-2/CD112 Protein

Cat. No. NEC-MM102

## Description

<b>Source</b>	Recombinant Mouse Nectin-2/CD112 Protein is expressed from HEK293 with His tag at the C-Terminus. It contains Gln32-Gly351.
<b>Accession</b>	P32507
<b>Molecular Weight</b>	The protein has a predicted MW of 35.7 kDa. Due to glycosylation, the protein migrates to 45-50 kDa based on Tris-Bis PAGE result.
<b>Endotoxin</b>	Less than 1EU per µg by the LAL method.
<b>Purity</b>	> 95% as determined by Tris-Bis PAGE > 95% as determined by HPLC

## Formulation and Storage

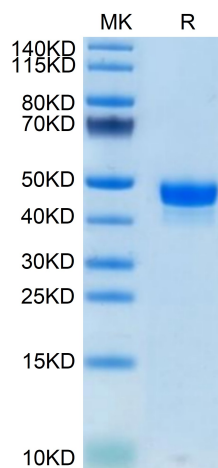
<b>Formulation</b>	Lyophilized from 0.22µm filtered solution in PBS (pH 7.4). Normally 8% trehalose is added as protectant before lyophilization.
<b>Reconstitution</b>	Centrifuge the tube before opening. Reconstituting to a concentration more than 100 µg/ml is recommended. Dissolve the lyophilized protein in distilled water.
<b>Storage</b>	-20 to -80°C for 12 months as supplied from date of receipt. -20 to -80°C for 3-6 months in unopened state after reconstitution. 2-8°C for 2-7 days after reconstitution. Recommend to aliquot the protein into smaller quantities for optimal storage. Please minimize freeze-thaw cycles.

## Background

Nectin-2 is an adhesion molecule that has been reported to play a role in tumor growth, metastasis and tumor angiogenesis. Nectin-2 expression in ovarian cancer may support tumor cell adhesion, leading to growth and lymph node metastasis. Effect of VEGF on Nectin-2 expression as well as permeability was investigated in HUVEC.

## Assay Data

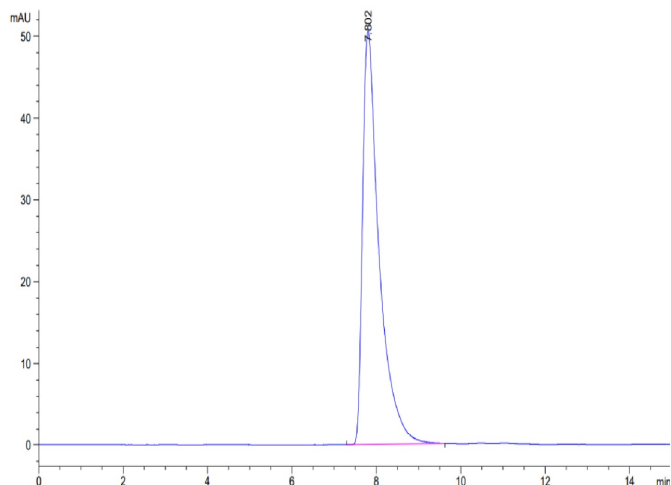
### Tris-Bis PAGE



Mouse Nectin-2 on Tris-Bis PAGE under reduced condition. The purity is greater than 95%.

### SEC-HPLC

Assay Data

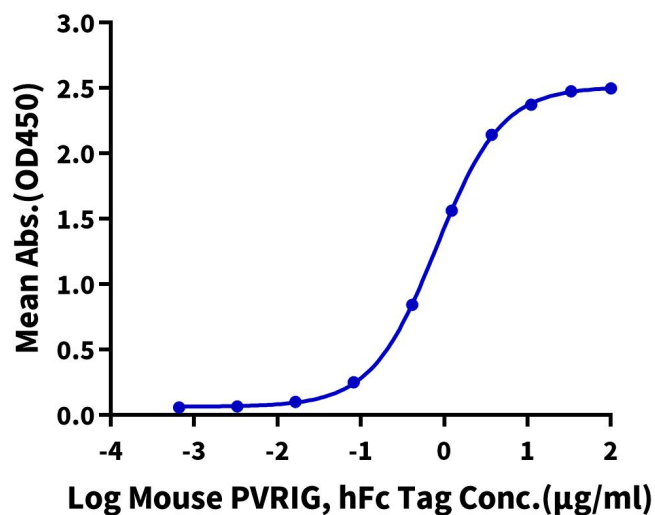


The purity of Mouse Nectin-2 is greater than 95% as determined by SEC-HPLC.

ELISA Data

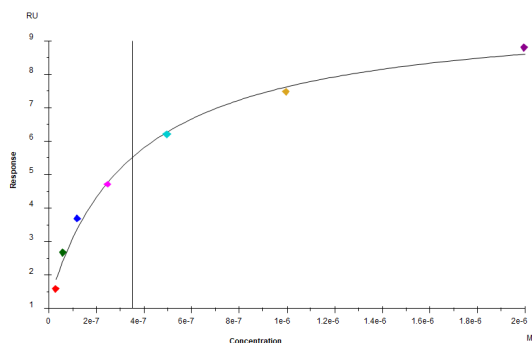
**Mouse Nectin-2, His Tag ELISA**

0.2µg Mouse Nectin-2, His Tag Per Well



Immobilized Mouse Nectin-2, His Tag at 2µg/ml (100µl/well) on the plate. Dose response curve for Mouse PVRIG, hFc Tag with the EC50 of 0.81µg/ml determined by ELISA (QC Test).

SPR Data



Mouse PVRIG, hFc Tag captured on CM5 Chip via Protein A can bind Mouse Nectin-2, His Tag with an affinity constant of 0.355 µM as determined in SPR assay (Biacore T200).